

# Dubhe MT12-4 (12.8V4AH)

## TCSN Provides Safe and Efficient LFP Battery Solutions

TCSN Dubhe MT series designed for different types of applications, such as motorcycle, AGV, sweeper, Golf cart, home energy storage, portable mobile power supply, which is the best choice of small capacity, long time standby or cyclic use.

## FEATURES

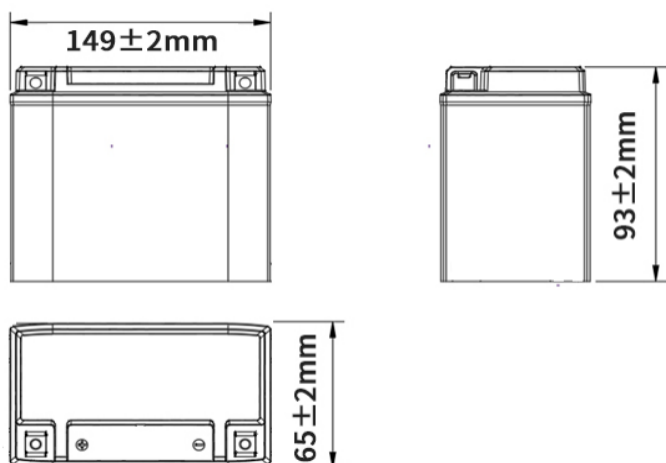
- Safest Lithium Battery Technology
- Lighter Weight
- Eco-friendly
- Longer Life
- Multiple Safety Protection
- Intelligent Balancing Function
- 20 Years Designed Service Life



## PERFORMANCE

Cell	LFP	Rated Charge Current	2A	Rated Discharge Current	2A
Terminal	M5	Max. Charge Current	4A	Max. Discharge Current	4A
IP Grade	IP65	Rated Charge Voltage	13.6~13.8V	Rated Discharge Cut-off Voltage	10.0V
Self Discharge	≤2%/Month	Maximum Operating Voltage	14.6V	Min. Operating Voltage	>9.6V
Cycle Life	2500times(80%DOD)	Balancing Voltage	>13.6V	CCA	120A

## SIZE



## PERFORMANCE PARAMETERS

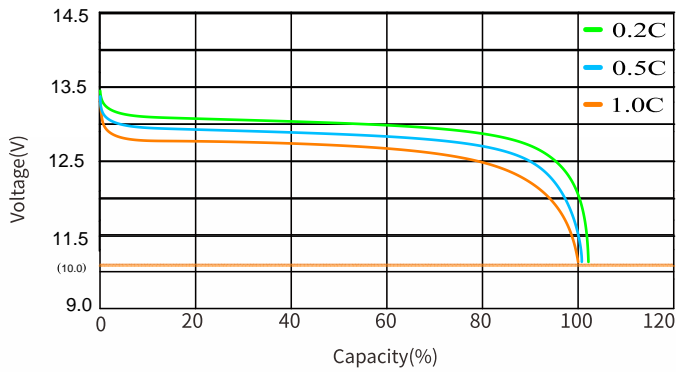
Capacity	4Ah(0.5C@25 °C )
Nominal Voltage	12.8 V
Energy	51.2 Wh
Weight	0.78 kg
Dimensions	149*65*93 mm
Storage Temp	-5°C to 35°C
Discharge Temp	-20°C to 60°C
Charge Temp	0°C to 45°C

## COMPLIANCE

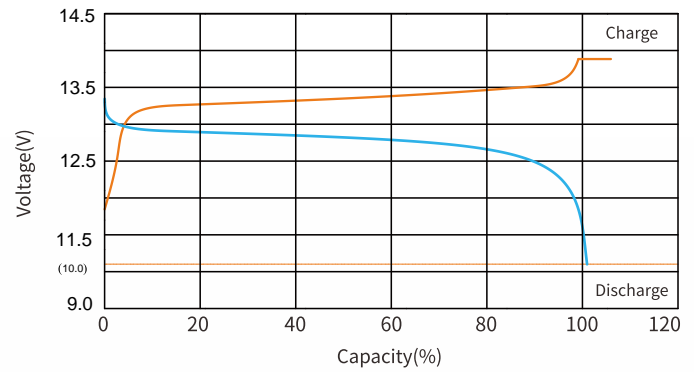
Certifications	Cell	UN38.3
	Battery	UN38.3
Transport Appraisal	UN3480, CLASS 9	

## CHARACTERISTICS CURVE

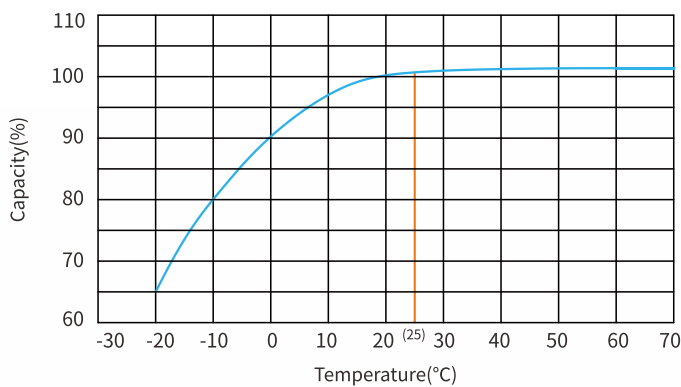
Discharge Performance at 25°C



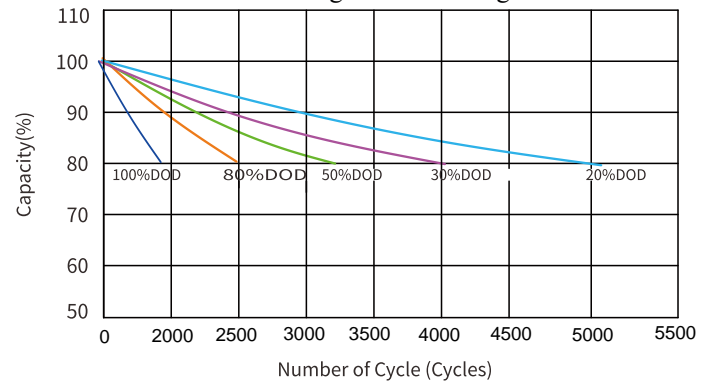
Charge and Discharge at 25°C, 0.5C



Temperature Effects on Capacity at 0.5C



Cycle Life with DOD at 25°C  
1C Discharge and 1C Charge



## CAUTIONS

1. Do NOT short circuit, crush or disassemble.
2. Do NOT heat or incinerate.
3. Do NOT immerse in any liquid.
4. Store at 50% capacity. Recharge every 3 months. The storage area should be clean, cool, dry and ventilated.
5. Disconnect charging source prior to connecting or disconnecting battery terminals.
6. Do not dispose of batteries in a fire as they can explode.
7. Do not open, alter, or mutilate batteries. Released electrolyte is harmful to skin and eyes. It may be toxic.
8. Do not mix different types and brands of lithium-ion batteries.
9. Do not dispose in trash, follow local regulations and manufacturer's instruction.
10. See installation instructions before connecting to the supply.
11. The battery cabinet receives power from more than one source. Disconnection of all DC sources is required to De-energize this unit before installing or servicing. Wait 5 minutes before opening the unit.
12. Do not install on or over combustible surfaces.
13. Refer to manual before servicing.
14. Do not touch bare terminals.